

MEAT MINCER #12

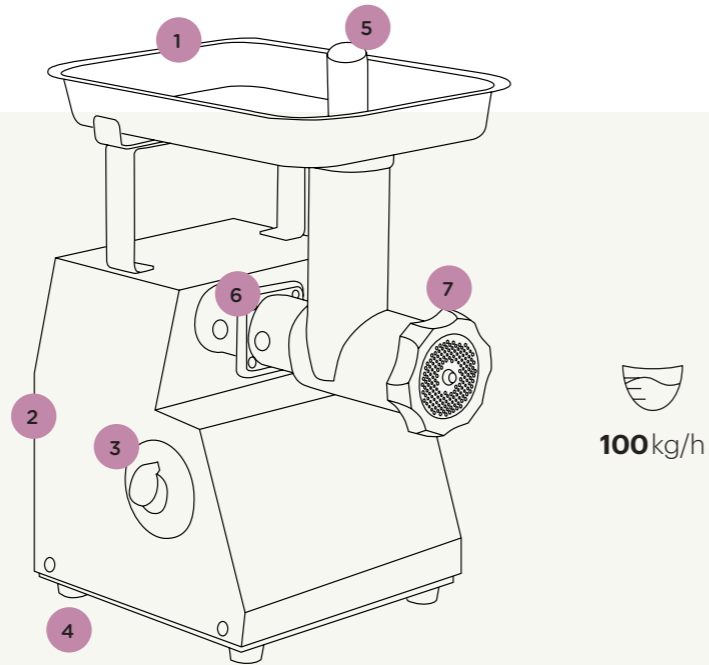


A professional meat mincer

Powerful and efficient, the meat mincer #12 is the ideal appliance for the preparation of minced meat, hamburger steak, sausages, pâtés...

Thanks to its commercial asynchronous motor and reverse mode, it can mince all kinds of meat including the most difficult ones.

Reliable and efficient, this commercial meat mincer can be used intensively and makes up to 100 kg of minced meat per hour.



- 1 Stainless steel loading tray
- 2 **Sturdy commercial** motor
- 3 **Reverse**
- 4 **Non-slip** rubber feet
- 5 Pusher
- 6 **Quick release** locking system
- 7 Stainless steel mincer body, \varnothing 70 mm


Optional sausage kit



Set of 3 sausage cones
Ref #12804

Plate 20mm
#12803

Choose your version




Easy to clean

The mincer body is easy and quick to dismantle and all parts are easy to clean.

- 1 **Quick release lock** on the motor base
- 2 **Stainless steel** mincer body
- 3 **Food safe resin**
- 4 **Stainless steel** blade
- 5 **Stainless steel** ring

6 3 plates included :



Safety, Standards, Hygiene

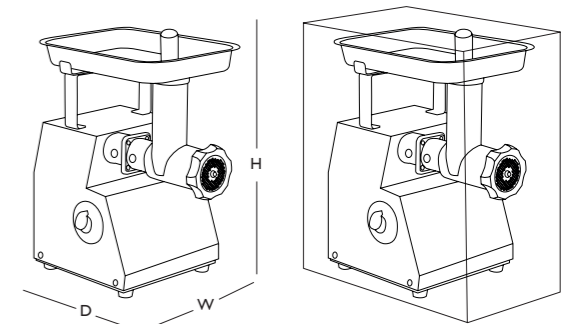
In accordance with the following regulations	Machinery directive 2006 / 42 / EC
	Electromagnetic compatibility 2014 / 30 / EU
	"Low voltage" directive 2014 / 35 / EU
	RoHS directive 2011 / 65 / EU
Harmonized European Standards	Regulation 1935 / 2004 / EC (contact with food)
	Regulation 10 / 2011 / EU (Plastic in contact with food)
	EN ISO 12100: 2010
	EN 60204-1 + A1: 2009
Electrical Safety	EN 12331: 2015
	EN 60335-2-64: 2004 Commercial electric kitchen machines
	CE Marking
	All mechanical parts are ground connected
Thermal Safety	Appliances are 100% tested after assembly
	Motor protected by internal thermal detector
Acoustic Safety	Silent and powerful motor
Hygiene	All removable parts can be easily cleaned with hot soapy water

Technical specifications

Motor

Single phase:
220 - 240 V - 50/60 Hz - 600 W - CE
100 - 120 V - 50/60 Hz - 650 W - CE

Speed:
1 500 rpm (50Hz)
1 800 rpm (60 Hz)



Appliance

D : 350 mm (14")
W: 260 mm (10")
H: 420 mm (17")

Weight:
19 Kg (42 lbs)

Shipping box

D: 405 mm (16")
W: 330 mm (13")
H: 485 mm (19")

Weight:
20,6 Kg (45 lbs)

PRODUCT: 2 YEAR WARRANTY | MOTOR: 5 YEARS

